



# VENKATESHWARA INDUSTRIAL PROMOTION CO. LTD.

90, Phears Lane, 6th Floor, Room No. 603, Kolkata - 700 012  
E-mail ID : vipcl21@hotmail.com, Website : www.vipcl.in  
CIN No. L65909WB1981PLC033333 • Phone : 033 3240 3472

**Date: 11<sup>th</sup> November, 2022**

To,  
**The Calcutta Stock Exchange Limited**  
7, Lyons Range,  
Kolkata- 700 001

**Sub: Unaudited Financial results for the quarter and half year ended 30.09.2022**

**BSE Scrip Code: 540135      CSE Scrip Code: 011278**

Dear Sir,

This is to inform you that Pursuant to Regulation 33 of **SEBI (Listing Obligation & Disclosure Requirement) Regulation 2015**, the Board of Directors of the company at their meeting held on **11<sup>th</sup> November, 2022**, have approved the Unaudited Financial Results of the company for the quarter and half year ended **30<sup>th</sup> September, 2022**.

1. Approved the Unaudited Financial Results (Standalone) for the Quarter and half year ended on **30<sup>th</sup> September, 2022** as recommended by the Audit committee.
2. Auditor's Limited Review Report in the prescribed format issued by the Statutory Auditor of the Company also attached herewith

Please take the same on your record and acknowledge the receipt of the same.


Thanking You.

Yours Faithfully,

**For Venkateshwara Industrial Promotion Co. Ltd.**



**Ekta Kedia**  
**Company Secretary**  
**Membership No. 53273**





**O P KHAJANCHI & CO**  
CHARTERED ACCOUNTANTS

P/15, INDIA EXCHANGE PLACE,  
ROOM NO - 717, KOLKATA -70007  
EMAIL- OPJAIN88@YAHOO.CO.IN

**Independent Auditors' Limited Review Report on quarterly and half yearly unaudited standalone financial results of Venkateshwara Industrial Promotion Company Limited pursuant to the Regulation 33 of the SEBI (Listing Obligations and Disclosure Requirements) Regulations, 2015**

Review Report to  
The Board of Directors,  
**Venkateshwara Industrial Promotion Company Limited**  
90, Phears Lane, 6th Floor, Room No 603  
Kolkata- 700 012.

1. We have reviewed the accompanying statement of unaudited financial results of **Venkateshwara Industrial Promotion Company Limited** ('the Company') for the quarter and half year ended September 30, 2022 (the "Statement") being submitted by the Company pursuant to the requirement of Regulation 33 of the SEBI (Listing Obligations and Disclosure Requirements) Regulations, 2015.


This Statement which is the responsibility of the Company's Management and approved by the Board of Directors, has been prepared in accordance with the recognition and measurement principles laid down in Indian Accounting Standard 34 "Interim Financial Reporting" ("Ind AS 34"), prescribed under section 133 of the Companies Act, 2013 ("the Act") read with relevant rules issued there under and other accounting principles generally accepted in India. Our responsibility is to issue a report on the Statement based on our review.


2. We conducted our review in accordance with the Standard on Review Engagements (SRE) 2410, Review of Interim Financial Information Performed by the Independent Auditor of the Entity issued by the Institute of Chartered Accountants of India. This standard requires that we plan and perform the review to obtain moderate assurance as to whether the Statement is free of material misstatement. A review is limited primarily to inquiries of company personnel and analytical procedures applied to financial data and thus provide less assurance than an audit. We have not performed an audit and accordingly, we do not express an audit opinion.



3. Based on our review conducted as above, nothing has come to our attention that causes us to believe that the accompanying Statement of unaudited financial results prepared in accordance with applicable accounting standards and other recognised accounting practices and policies has not disclosed the information required to be disclosed in terms of Regulation 33 of the SEBI (Listing Obligations and Disclosure Requirements) Regulations, 2015, including the manner in which it is to be disclosed, or that it contains any material misstatement

For O. P. Khajanchi & Co.  
Chartered Accountants  
(FRN: 330280E)

  
O.P. Khajanchi  
(Proprietor)  
M. No.: 065549



UDIN NO. 22065549BCU0045750


Place: Kolkata  
Date: 11.11.2022

**VENKATESHWARA INDUSTRIAL PROMOTION CO. LTD**  
90, PHEARS LANE, 6TH FLOOR, ROOM NO - 603, KOLKATA - 700012.  
CIN No. L65909WB1981PLC033333  
Email ID: vipcl21@hotmail.com  
Website: http:www.vipcl.in  
Phone: 033 3240 3472

Statement of Unaudited Financial Result for the year ended 30th September, 2022

(Rupees in Lakh except EPS)


	Particulars	Quarter ended			Half year ended		Year ended
		30.09.2022	30.06.2022	30.09.2021	30.09.2022	30.09.2021	31.03.2022
		Unaudited	Unaudited	Unaudited	Unaudited	Unaudited	Audited
I	Revenue From Operations	363.00	202.23	117.44	565.23	221.70	1981.86
II	Other Income	29.06	17.80	15.80	46.86	36.49	118.07
III	Total Income (I+II)	392.06	220.03	133.25	612.09	258.20	2099.93
IV	<b>EXPENSES</b>						
	Cost of materials consumed	0.00	0.00	0.00	0.00	0.00	0.00
	Purchases of Stock-in-Trade	407.49	213.13	107.39	620.62	248.27	2011.16
	Changes in inventories of finished goods, Stock-in -Trade and work-in-progress	-24.70	-62.91	5.53	-87.61	-21.84	-25.45
	Employee benefits expense	2.30	5.66	4.21	7.96	7.08	18.75
	Finance costs	0.00	0.00	0.00	0.00	0.00	0.00
	Depreciation and amortization expense	0.00	0.00	0.00	0.00	0.00	0.13
	Other expenses	3.35	58.88	3.89	62.23	6.69	17.43
	Total expenses (IV)	388.44	214.76	121.02	603.20	240.20	2022.02
V	Profit/(loss) before exceptional items and tax (I- IV)	3.62	5.27	12.22	8.89	17.99	77.91
VI	Exceptional Items	-	-	-	-	-	-
VII	Profit/(loss) before tax (V-VI)	3.62	5.27	12.22	8.89	17.99	77.91
VIII	Tax expense:						
	(1) Current tax	0.94	1.37	3.18	2.31	4.68	18.15
	(2) Deferred tax	0.00	0.00	0.00	0.00	0.00	0.43
IX	Profit (Loss) for the period from continuing operations (VII-VIII)	2.68	3.90	9.05	6.58	13.32	59.33
X	Profit/(loss) from discontinued operations						
XI	Tax expense of discontinued operations						
XII	Profit/(loss) from Discontinued operations (after tax) (X-XI)	2.68	3.90	9.05	6.58	13.32	59.33
XIII	Profit/(loss) for the period (IX+XII)	2.68	3.90	9.05	6.58	13.32	59.33
XIV	Other Comprehensive Income						
	A (i) Items that will not be reclassified to profit or loss	-	-	-			-
	(ii) Income tax relating to items that will not be reclassified to profit or loss	-	-	-			-
	B (i) Items that will be reclassified to profit or loss	-	-	-			-
	(ii) Income tax relating to items that will be reclassified to profit or loss	-	-	-			-
XV	Total Comprehensive Income for the period (XIII+XIV)(Comprising Profit (Loss) and Other Comprehensive Income for the period)	2.68	3.90	9.05	6.58	13.32	59.33
XVI	Earnings per equity share (for continuing operation):						
	(1) Basic	0.01	0.01	0.02	0.01	0.03	0.12
	(2) Diluted	0.01	0.01	0.02	0.01	0.03	0.12
XVII	Earnings per equity share (for discontinued operation):						
	(1) Basic	0.00	0.00	0.00	0.00	0.00	0.00
	(2) Diluted	0.00	0.00	0.00	0.00	0.00	0.00
XVIII	Earnings per equity share (for discontinued & continuing operations)						
	(1) Basic	0.00	0.00	0.00	0.00	0.00	0.00
	(2) Diluted	0.00	0.00	0.00	0.00	0.00	0.00



Note:	
1	The above unaudited financial results were reviewed by Audit Committee and approved by the Board of Directors in their meeting held on 11th November, 2022
2	The previous period figures have been regrouped wherever necessary.
3	The Statutory auditors of the Company have carried out a "Auditor Report" of the above results as per Regulation 33 of the SEBI (Listing Obligation and Disclosure Requirement) Regulations, 2015.
4	The Company has adopted Indian Accounting standards (Ind AS) with effect from 01 <sup>st</sup> April, 2017 and accordingly, the above results have been prepared in accordance with the Companies (Indian Accounting Standard) Rules, 2015 prescribed under Section 133 of the Companies Act, 2013
5	The above results for the quarter & half year ended 30th September,2022 along with Auditor Report has been approved by the Board of Directors of the Company.
6	The Company's / Group's operations and revenue were impacted on account of disruption in economic activity due to Covid-19. The management believes that the overall impact of the pandemic is short term and temporary in nature and is not likely to have any significant impact on the recoverability of the carrying value of its assets and the future operations. The management is closely monitoring the developments and possible effects that may result from the pandemic on its financial condition , liquidity and operations and is activity working to minimize the impact of this unprecedented situation.

Place: Kolkata  
Date: 11.11.2022

For and behalf of Board VENKATESHWARA INDUSTRIAL PROMOTION CO. LTD



*Nikhil Chandra Saha*

Name: NIKHIL CHANDRA SAHA  
Designation: Managing Director  
DIN: 08392229

# VENKATESHWARA INDUSTRIAL PROMOTION CO. LTD

90, PHEARS LANE, 6TH FLOOR, ROOM NO - 603, KOLKATA - 700012.

CIN No. L65909WB1981PLC033333

Email ID: vipcl21@hotmail.com

Website: <http://www.vipcl.in>

Phone: 033 3240 3472


## Statement of Assets and Liabilities for Company

(Rs. in Lakh)

Standalone Statement of Assets and Liabilities		As at 30th Sep 2022	As at 31st March 2022
		(Unaudited)	(Audited)
<b>A</b>	<b>ASSEST</b>		
1	<b>Non-current assets</b>		
	(a) Property, plant and equipment	7.28	3.65
	(b) Capital work-in -progress	-	-
	(c) Goodwill	-	-
	(c) other Intangible assets	-	-
	(d) Intangible assets under development	-	-
	(e) Investments in subsidiary, joint ventures and associate	-	-
	(f) Non- current Financial Assets	-	-
	(i) Non-current Investments	0.00	0.00
	(ii) Non-current Trade receivables	-	-
	(iii) Non-current Loans	-	-
	(iv) Other Non-current financial assests	-	-
	<b>Total non-current financial assets</b>	-	-
	(g) Deferred tax assets (net)	0.61	0.61
	(h) Other non-current assets	-	-
	<b>Total non-current assets</b>	<b>7.89</b>	<b>4.26</b>
2	<b>Current Assets</b>		
	(a) Inventories	143.47	55.86
	(b) Current financial assets	-	-
	(i) Current Investments	2013.69	2493.97
	(ii) Trade receivables	716.30	851.67
	(iii) Cash and cash equivalents	1.48	1.90
	(iv) Bank Balance other than cash and cabs equivalents	0.80	5.87
	(v) Current Loans	2783.92	2413.21
	(vi) Other current financial assets	13.62	24.15
	<b>Total current financial assets</b>	<b>5673.28</b>	<b>5846.63</b>
	(c) Current tax assets (net)	-	-
	(d) Other current financial assets	-	-
	<b>Total Current assets</b>	<b>5673.28</b>	<b>5846.63</b>
3	Non-current assets classified as held for sale Regulatory deferral account debit balance and related deferred tax Assets	-	-
	<b>Total Assets</b>	<b>5681.17</b>	<b>5850.89</b>



<b>B</b>	<b>EQUITY AND LIABILITIES</b>		
<b>1</b>	<b>EQUITY</b>		
	<b>Equity attributable to owner of parent</b>		
	(a) Equity share Capital	5024.00	5024.00
	(b) Other equity	95.43	88.94
	<b>Total Equity attributable to owner of parent</b>	<b>5119.43</b>	<b>5112.94</b>
	(c) Non controlling interest		
	<b>Total Equity</b>	<b>5119.43</b>	<b>5112.94</b>
<b>2</b>	<b>LIABILITIES</b>		
	<b>Non-current liabilities</b>		
	<b>(a) Non-current financial liabilities</b>		
	(i) Borrowings	-	-
	(ii) Trade Payables	-	-
	(iii) Other non-current financial liabilities	-	-
	<b>Total non-current liabilities</b>		
	(b) Provisions	0.00	0.00
	(c) Deferred tax liabilities (net)	0.00	0.00
	(d) Deferred government grants	-	-
	(e) Other non-current liabilities	-	-
	<b>Total non-current liabilities</b>	<b>0.00</b>	<b>0.00</b>
<b>3</b>	<b>Current liabilities</b>	-	-
	<b>(a) Current Financial liabilities</b>	-	-
	(i) Borrowings	0.00	0.00
	(ii) Trade paybles	538.10	718.02
	(iii) Other current financial liabilities	3.18	1.08
	<b>Total current financial liabilities</b>	<b>541.28</b>	<b>719.10</b>
	(b) Other current liabilities	0.00	0.70
	(c) provisions	20.46	18.15
	(e) Current tax liabilities (Net)	0.00	0.00
	(f) Deferred government grants	0.00	0.00
	<b>Total current liabilities</b>	<b>561.74</b>	<b>737.95</b>
	Liabilities directly associated with assets in disposal group		
<b>4</b>	classified as held for sale	0.00	0.00
<b>5</b>	Regulatory deferral account credit balance and related deferred tax liability	0.00	0.00
	<b>Total liabilities</b>	<b>561.74</b>	<b>737.95</b>
	<b>Total Equity and Liabilities</b>	<b>5681.17</b>	<b>5850.89</b>



**VENKATESHWARA INDUSTRIAL PROMOTION CO. LTD**  
**90, PHEARS LANE, 6TH FLOOR, ROOM NO - 603, KOLKATA - 700012.**  
**CIN No. L65909WB1981PLC033333**  
**Email ID: vipcl21@hotmail.com**

**Statement of Cash Flows for the Year ended 30th September 2022.**

(Rs In Lakhs)

Particulars	For the year ended 30th Sept 2022 (Rupees)	For the year ended 31st Mar 2022 (Rupees)
<b>CASH FLOW FROM OPERATING ACTIVITIES</b>		
Net profit before tax and after extra- ordinary items (As per profit & loss account)	8.89	77.91
Adjustments for items not included	-	-
<b>Operating Profit before working capital changes</b>	<b>8.89</b>	<b>78.04</b>
<u>Working capital adjustments: -</u>		
(Increase)/ decrease in current loans and advances	-370.79	339.58
(Increase)/ decrease in Trade receivables	135.37	-668.10
(Increase)/ decrease in inventories	-87.61	-25.44
(Increase)/ decrease in Other Current Assets	10.53	-23.87
Increase/ (decrease) in Trade Payables	-179.92	37.64
Increase/ (decrease) in current liabilities	1.40	5.34
<b>Cash generated from operations</b>	<b>-482.13</b>	<b>-256.81</b>
Direct Taxes Paid	0.00	4.71
<b>Net cash flow from operating activities (A)</b>	<b>-482.13</b>	<b>-190.00</b>
<b>CASH FLOW FROM INVESTING ACTIVITIES</b>		
Proceed from sale(purchase) of investments	480.28	267.84
(Increase)/decrease in capital expenditure	-	-
(Increase)/decrease in fixed assets	-3.64	-3.42
<b>Net cash flow from investing activities (B)</b>	<b>476.64</b>	<b>264.42</b>
<b>CASH FLOW FROM FINANCING ACTIVITIES</b>		
Proceeds from issue of equity shares	-	-
Share Application Money received(refund)	-	-
<b>Net cash flow from financing activities (C)</b>	<b>0.00</b>	<b>0.00</b>
<b>Net cash flow during the year (A + B + C)</b>	<b>-5.49</b>	<b>2.90</b>
Add: Opening cash and cash equivalents	7.77	4.87
<b>Closing cash and cash equivalents</b>	<b>2.28</b>	<b>7.77</b>
<b>Components of cash and cash equivalents</b>		
Cash in hand	1.48	1.90
Deposit with banks in current accounts	0.80	5.87
<b>Toal cash and cash equivalents</b>	<b>2.28</b>	<b>7.77</b>

