

Format of holding of specified securities

Annexure - I

1. Name of the Listed Entity : **VENKATESHWARA INDUSTRIAL PROMOTION CO.LTD.**
2. Scrip Code : _____ /Name of Scrip _____ /Class of Security : Equity Shares
3. Share Holding Pattern Field under: Reg.31(1)(b)/Reg.31(1)(c)
a. If under 31(1)(b) then indicate the report for Quarter ending **31.03.2018**

4. Declaration: The Listed entity is required to submit the following declaration to the extent of submission of information:-

	Particulars	Yes*	No*
1.	Whether the Listed Entity has issued any partly paid up shares ?		No
2.	Whether the Listed Entity has issued any Convertible Securities or Warrants ?		No
3.	Whether the Listed Entity has any shares against which depository receipts are issued ?		No
4.	Whether the Listed Entity has any shares in locked-in ?		No
5.	Whether any shares held by promoters are pledge or otherwise encumbered ?		No

5. The tabular format for disclosure of holding of specified securities is as follows :-




Table I - Summary Statement holding of specified securities

Category (i)	Category of shareholder (ii)	Nos. of shareholders (iii)	No. of fully paid up equity shares held (iv)	No. of partly paid-up equity shares held (v)	No. of shares underlying Depository Receipt (vi)	Total nos. shares held (vii) = (iv)+(v)+(vi)	Shareholding as a % of total no. of shares (calculated as per SCRR, 1957) (viii) As a % of (A+B+C2)	Number of Voting Rights held in each class of securities (ix)			No. of Shares Underlying convertible securities (including Warrants) (x)	Shareholding as a % assuming full conversion of convertible securities (as a percentage of diluted share capital) (xi) = (vii)+(x) as a % of (A+B+C)	Number of Locked in shares (xii)		Number of Shares pledged or otherwise encumbered (xiii)		Number of equity shares held in dematerialized form (xiv)	
								No. of Voting Rights					Total as a % of (A+B+C)	No. (a)	As a % of total Shares held (b)	No. (a)		As a % of total Shares held (b)
								Class eq. Eq.	Class eq. Equity	Total								
(A)	Promoter & Promoters Group	3	7053000			7053000	14.0385	7053000		7053000	14.0386		7000000	99.2485			7000000	
(B)	Public	557	43187000			43187000	85.9614	43187000		43187000	85.9614						43000000	
(C)	Non Promoter-Non Public																	
(C1)	Shares underlying DRs																	
(C2)	Shares held by Employee Trust																	
	Total : =	560	50240000	0		50240000	100.0000	50240000		50240000	100.0000	0	7000000	13.9331	0	0.0000	50000000	

Actual Holder->

560





Table II - Statement showing shareholding pattern of the Promoter and Promoter Group

	Category & Name of shareholders (i)	PAN (ii)	Nos. of shareholders (iii)	Paid-up shares held (iv)	No. of partly paid-up equity shares held (v)	Nos. of shares underlying Depository Receipt (vi)	Total nos. shares held (vii) = (iv)+(v)+(vi)	Shareholding % calculated as per SCRR, 1957 As a % of (A+B+C2) (viii)	Number of Voting Rights held in (ix)			Class of securities (x)	No. of Shares Underlying Outstanding convertible securities (Including Warrants) (xi)	Shareholding as a % assuming full conversion of convertible securities (as a percentage of diluted share capital) (xii) = (vii)+(xi) as a % of (A+B+C)	Number of Locked in shares (xiii)		Number of Shares pledged or otherwise encumbered (xiv)		Number of equity shares held in dematerialized form (xv)	
									No. of Voting Rights						Total as a % of Total Voting rights	No. (a)	As a % of total Shares held (b)	No. (a)		As a % of total Shares held (b)
									Class (Eq.)	Class y	Total									
(1)	INDIAN :																			
(a)	Individuals / HUF																			
1	SHYAM LAL AGARWAL			5450	0	0	5450	0.01	5450	0	5450	0.01	0	0.01	0	0.00	0	0.00	0	
2	PURUSHOTTAM AGARWAL			47550	0	0	47550	0.09	47550	0	47550	0.09	0	0.09	0	0.00	0	0.00	0	
	TOTAL :==		2	53000	0	0	53000	0.11	53000	0	53000	0.11	0	0.11	0	0.00	0	0.00	0	
(b)	Central Govt./State Govt.(s)		0	0	0	0	0	0.00	0	0	0	0.00	0	0.00	0	0.00	0	0.00	0	
(c)	Financial Institutions / Banks		0	0	0	0	0	0.00	0	0	0	0.00	0	0.00	0	0.00	0	0.00	0	
(d)	Any Other (specify)																			
	Bodies Corporate																			
1	ZENITH VINCOM PRIVATE LIMITED	AAACZ3333N		7000000	0	0	7000000	13.93	7000000	0	7000000	13.93	0	13.93	7000000	100.00	0	0.00	7000000	
	TOTAL :==		1	7000000	0	0	7000000	13.93	7000000	0	7000000	13.93	0	13.93	7000000	100.00	0	0.00	7000000	
	Mutual Fund		0	0	0	0	0	0.00	0	0	0	0.00	0	0.00	0	0.00	0	0.00	0	
	Trust		0	0	0	0	0	0.00	0	0	0	0.00	0	0.00	0	0.00	0	0.00	0	
	Others		0	0	0	0	0	0.00	0	0	0	0.00	0	0.00	0	0.00	0	0.00	0	
	Sub Total (A)(1) :		3	7053000	0	0	7053000	14.04	7053000	0	7053000	14.04	0	14.04	7000000	99.25	0	0.00	7000000	
(2)	FOREIGN :																			
(a)	NRI / Foreign Individuals		0	0	0	0	0	0.00	0	0	0	0.00	0	0.00	0	0.00	0	0.00	0	
(b)	Foreign Govt.-Promoter		0	0	0	0	0	0.00	0	0	0	0.00	0	0.00	0	0.00	0	0.00	0	
(c)	Foreign Inst.Invst.(FII)s		0	0	0	0	0	0.00	0	0	0	0.00	0	0.00	0	0.00	0	0.00	0	
(d)	Foreign Portfolio Investor		0	0	0	0	0	0.00	0	0	0	0.00	0	0.00	0	0.00	0	0.00	0	
(e)	Any Other (specify)																			
	Foreign Company		0	0	0	0	0	0.00	0	0	0	0.00	0	0.00	0	0.00	0	0.00	0	
	Overseas Corporate Bodies		0	0	0	0	0	0.00	0	0	0	0.00	0	0.00	0	0.00	0	0.00	0	
	Foreign Bank		0	0	0	0	0	0.00	0	0	0	0.00	0	0.00	0	0.00	0	0.00	0	
	Sub Total (A)(2) :		0	0	0	0	0	0.00	0	0	0	0.00	0	0.00	0	0.00	0	0.00	0	
	Total Shareholding of Promoter and Promoter Group.(A) = (A)(1) + (A)(2) :		3.00	7053000.00	0.00	0.00	7053000.00	14.04	7053000.00	0.00	7053000.00	14.04	0.00	14.04	7000000.00	99.25	0.00	0.00	7000000.00	



5	ALIMAS REALTORS PRIVATE LIMITED	AALCA4210A		2100000	0	0	2100000	4.18	2100000	0	2100000	4.18	0	4.18	0	0.00	2100000		
6	SHIVMANGAL STOCK MANAGEMENT PRIVATE LIMITED	AAMCS0255J		2100000	0	0	2100000	4.18	2100000	0	2100000	4.18	0	4.18	0	0.00	2100000		
7	SARASWATI BUILDCOME PRIVATE LIMITED	AAOCS4115M		2100000	0	0	2100000	4.18	2100000	0	2100000	4.18	0	4.18	0	0.00	2100000		
8	PINKRISE COMMERCIAL PRIVATE LIMITED	AAGCP1418E		2540000	0	0	2540000	5.06	2540000	0	2540000	5.06	0	5.06	0	0.00	2540000		
9	UJJWAL FINANCIAL MANAGEMENT PRIVATE LIMITED	AAACU9680P		2550000	0	0	2550000	5.08	2550000	0	2550000	5.08	0	5.08	0	0.00	2550000		
10	WELLPLAN FINANCIAL MANAGEMENT PRIVATE LIMITED	AAACW7984Q		2550000	0	0	2550000	5.08	2550000	0	2550000	5.08	0	5.08	0	0.00	2550000		
11	LOKENATH FINANCIAL MANAGEMENT PRIVATE LIMITED	AABCL5591P		2550000	0	0	2550000	5.08	2550000	0	2550000	5.08	0	5.08	0	0.00	2550000		
12	KRUSHANA INFRA PROPERTY PRIVATE LIMITED	AAECK1734G		2550000	0	0	2550000	5.08	2550000	0	2550000	5.08	0	5.08	0	0.00	2550000		
13	KUBER DEALCOM PRIVATE LIMITED	AAECK5111B		2550000	0	0	2550000	5.08	2550000	0	2550000	5.08	0	5.08	0	0.00	2550000		
14	PANCHMUKHI VINCOM PRIVATE LIMITED	AAECP7116K		2550000	0	0	2550000	5.08	2550000	0	2550000	5.08	0	5.08	0	0.00	2550000		
15	SUBHLABH MERCHANDISE PRIVATE LIMITED	AAMCS6477Q		2550000	0	0	2550000	5.08	2550000	0	2550000	5.08	0	5.08	0	0.00	2550000		
16	LIBERAL AGENCIES PRIVATE LIMITED	AABCL5590N		2565000	0	0	2565000	5.11	2565000	0	2565000	5.11	0	5.11	0	0.00	2565000		
17	MUKESH COMMERCIAL PRIVATE LIMITED	AABCM7474L		3000000	0	0	3000000	5.97	3000000	0	3000000	5.97	0	5.97	0	0.00	3000000		
18	VAIBHAVLAXMI VANUJA PRIVATE LIMITED	AACCV7461K		3000000	0	0	3000000	5.97	3000000	0	3000000	5.97	0	5.97	0	0.00	3000000		
	TOTAL .===		18	40680000	0	0	40680000	80.97	40680000	0	40680000	80.97	0	80.97	0	0.00	40680000		
	ii) Holding Less than 1% :		6	438850	0	0	438850	0.87	438850	0	438850	0.87	0	0.87	0	0.00	438850		
	TOTAL .===		6	438850	0	0	438850	0.87	438850	0	438850	0.87	0	0.87	0	0.00	438850		
	Non Resident Indian		0	0	0	0	0	0.00	0	0	0	0.00	0	0.00	0	0.00	0		
	Foreign National		0	0	0	0	0	0.00	0	0	0	0.00	0	0.00	0	0.00	0		
	Overseas Corporate Bodies		0	0	0	0	0	0.00	0	0	0	0.00	0	0.00	0	0.00	0		
	Foreign Bank		0	0	0	0	0	0.00	0	0	0	0.00	0	0.00	0	0.00	0		
	Trust		0	0	0	0	0	0.00	0	0	0	0.00	0	0.00	0	0.00	0		
	Foreign Company		0	0	0	0	0	0.00	0	0	0	0.00	0	0.00	0	0.00	0		
	Others		0	0	0	0	0	0.00	0	0	0	0.00	0	0.00	0	0.00	0		
	Sub Total (B)(3) :		557	43187000	0	0	43187000	85.96	43187000	0	43187000	85.96	0	85.96	0	0.00	43000000		
	Total Public shareholding : (B) = (B)(1)+(B)(2)+(B)(3)		557	43187000	0	0	43187000	85.96	43187000	0	43187000	85.96	0	85.96	0	0.00	43000000		
	TOTAL -->		560	50240000	0	0	50240000	100.00	50240000	0	50240000	100.00	0	100.00	7000000	13.93	0	0.00	50000000




Table IV - Statement showing shareholding pattern of the Non Promoter - Non Public shareholder

	Category & Name of shareholders (I)	PAN (II)	Nos. of shareholders (III)	No. of fully paid-up equity shares held (IV)	No. of partly paid-up equity shares held (V)	Nos. of shares underlying Depository Receipt (VI)	Total nos. shares held (VII) = (IV)+(V)+(VI)	Shareholding % calculated as per SCRR, 1957 As a % of (A+B+C2) (VIII)	Number of Voting Rights held in each class of securities (IX)			No. of Shares Underlying Outstanding convertible securities (including Warrants) (X)	Shareholding as a % assuming full conversion of convertible securities (as a percentage of diluted share capital) (XI) = (VII)+(X) as a % of (A+B+C)	Number of Locked in shares (XII)		Number of Shares pledged or otherwise encumbered (XIII)		Number of equity shares held in dematerialized form (XIV)	
									No. of Voting Rights					Total as a % of Total Voting rights	No. (a)	As a % of total Shares held (b)	No. (a)		As a % of total Shares held (b)
									Class (Eq.)	Class y	Total								
(1)	Custodian.DR Holder																		
(2)	Employee Benefit Trust (under SEBI (share based Employee Benefit) Regulations, 2014																		
	Total Non-Promoter - Non-Public Shareholding (C)=(C1)+(C2)																		

