

**Format of holding of specified securities**

**Annexure - I**

1. Name of the Listed Entity : VENKATESHWARA INDUSTRIAL PROMOTION CO.LTD.
2. Scrip Code : \_\_\_\_\_ /Name of Scrip \_\_\_\_\_ /Class of Security : Equity Shares
3. Share Holding Pattern Field under: Reg.31(1)(b)/Reg.31(1)(c)
  - a. If under 31(1)(b) then indicate the report for Quarter ending 30.06.2021
4. Declaration: The Listed entity is required to submit the following declaration to the extent of submission of information:-

Particulars	Yes*	No*
1. Whether the Listed Entity has issued any partly paid up shares ?	Yes*	No*
2. Whether the Listed Entity has issued any Convertible Securities or Warrants ?	Yes*	No*
3. Whether the Listed Entity has any shares against which depository receipts are issued ?	Yes*	No*
4. Whether the Listed Entity has any shares in locked-in ?	Yes*	No*
5. Whether any shares held by promoters are pledge or otherwise encumbered ?	Yes*	No*

5. The tabular format for disclosure of holding of specified securities is as follows :-






Table I - Summary Statement holding of specified securities

Category (i)	Nos. of sharehold- rs (ii)	No. of fully paid- up equity shares held (iv)	No. of partly paid-up equity shares held (v)	No. of shares underlying Depository Receipt (vi)	Total nos. shares held (vii) = (iv)+(v)+(vi)	Shareholdin- g as a % of total no. of shares (calculated as per SCRR, 1957) (viii) As a % of (A+B+C2)	Number of Voting Rights held in each class of securities (ix)			No. of Shares Underlying convertible securities (including Warrants) (x)	Shareholding as a % assuming full conversion of convertible securities (as a percentage of diluted share capital) (xi) = (vii)+(x) as a % of (A+B+C)	Number of Locked in shares (xii)		Number of equity shares held in dematerialized form (xiv)
							No. of Voting Rights		As a % of total Shares held (b)			No. (a)	As a % of total Shares held (b)	
							Class eg: Eq.	Class eg:y						
(A) Promoter & Promoters Group	1,00	7000000.00			7000000.00	13.93								7000000.00
(B) Public	558.00	43240000.00			43240000.00	86.07								43240000.00
(C) Non Promoter-Non Public														
(C1) Shares underlying DRs														
(C2) Shares held by Employee Trust														
Total : =	559.00	50240000.00	0.00		50240000.00	100.00		0.00	0.00	0.00	0.00	0.00		50240000.00
Actual Holder->	559.00													



**Table II - Statement showing shareholding pattern of the Promoter and Promoter Group**

Category & Name of shareholders (i)	PAN (ii)	Nos. of shareholders (iii)	No. of fully paid-up equity shares held (iv)	No. of equity shares held (v)	No. of shares underlying Depository Receipt (vi)	Total face value (VII) = (iv)+(v)+(vi)	Shareholding % calculated as per SCRR, 1957 (A+B+C2) (viii)	Number of Voting Rights held in each class of securities (ix)		No. of Shares outstanding convertible securities (including Warrants) (x)	Shareholding as a percentage of diluted share capital (VII)*(XI) as a % of (A+B+C)	Number of Locked in shares (xii)	Number of Shares pledged or otherwise encumbered (xiii)	Number of equity shares held in dematerialised form (xiv)
								Class (Ea)	Total					
<b>(1) INDIAN :</b>														
(a) Individuals / HUF		0.00	0.00	0.00	0.00	0.00	0.00	0.00	0.00	0.00	0.00	0.00	0.00	0.00
(b) Central Govt./State Govt.(s)		0.00	0.00	0.00	0.00	0.00	0.00	0.00	0.00	0.00	0.00	0.00	0.00	0.00
(c) Financial Institutions / Banks		0.00	0.00	0.00	0.00	0.00	0.00	0.00	0.00	0.00	0.00	0.00	0.00	0.00
(d) Any Other (specify Bodies Corporate)														
<b>1 ZENITH VINCOM PRIVATE LIMITED</b>	<b>UJMAAC23333N</b>	<b>1.00</b>	<b>7000000.00</b>	<b>0.00</b>	<b>0.00</b>	<b>7000000.00</b>	<b>13.93</b>	<b>7000000.00</b>	<b>0.00</b>	<b>0.00</b>	<b>13.93</b>	<b>0.00</b>	<b>0.00</b>	<b>7000000.00</b>
<b>TOTAL :-</b>			<b>7000000.00</b>	<b>0.00</b>	<b>0.00</b>	<b>7000000.00</b>	<b>13.93</b>	<b>7000000.00</b>	<b>0.00</b>	<b>0.00</b>	<b>13.93</b>	<b>0.00</b>	<b>0.00</b>	<b>7000000.00</b>
Mutual Fund		0.00	0.00	0.00	0.00	0.00	0.00	0.00	0.00	0.00	0.00	0.00	0.00	0.00
Trust		0.00	0.00	0.00	0.00	0.00	0.00	0.00	0.00	0.00	0.00	0.00	0.00	0.00
Others		0.00	0.00	0.00	0.00	0.00	0.00	0.00	0.00	0.00	0.00	0.00	0.00	0.00
<b>Sub Total (A)(1) :</b>		<b>1.00</b>	<b>7000000.00</b>	<b>0.00</b>	<b>0.00</b>	<b>7000000.00</b>	<b>13.93</b>	<b>7000000.00</b>	<b>0.00</b>	<b>0.00</b>	<b>13.93</b>	<b>0.00</b>	<b>0.00</b>	<b>7000000.00</b>
<b>(2) FOREIGN :</b>														
(a) NRI / Foreign Individuals		0.00	0.00	0.00	0.00	0.00	0.00	0.00	0.00	0.00	0.00	0.00	0.00	0.00
(b) Foreign Govt.-Promoter		0.00	0.00	0.00	0.00	0.00	0.00	0.00	0.00	0.00	0.00	0.00	0.00	0.00
(c) Foreign Inst. Invest.(FII)		0.00	0.00	0.00	0.00	0.00	0.00	0.00	0.00	0.00	0.00	0.00	0.00	0.00
(d) Foreign Portfolio Investor		0.00	0.00	0.00	0.00	0.00	0.00	0.00	0.00	0.00	0.00	0.00	0.00	0.00
(e) Any Other (specify Foreign Company Overseas Corporate Bodies)		0.00	0.00	0.00	0.00	0.00	0.00	0.00	0.00	0.00	0.00	0.00	0.00	0.00
Foreign Bank		0.00	0.00	0.00	0.00	0.00	0.00	0.00	0.00	0.00	0.00	0.00	0.00	0.00
<b>Sub Total (A)(2) :</b>		<b>0.00</b>	<b>0.00</b>	<b>0.00</b>	<b>0.00</b>	<b>0.00</b>	<b>0.00</b>	<b>0.00</b>	<b>0.00</b>	<b>0.00</b>	<b>0.00</b>	<b>0.00</b>	<b>0.00</b>	<b>0.00</b>
<b>Total Shareholding of Promoter and Promoter Gr</b>		<b>1.00</b>	<b>7000000.00</b>	<b>0.00</b>	<b>0.00</b>	<b>7000000.00</b>	<b>13.93</b>	<b>7000000.00</b>	<b>0.00</b>	<b>0.00</b>	<b>13.93</b>	<b>0.00</b>	<b>0.00</b>	<b>7000000.00</b>



**Table III - Statement showing shareholding pattern of the Public shareholder**

	Category & Name of shareholders (I)	PAN (II)	Nos. of shareholders (III)	No. of fully paid-up equity shares held (IV)	No. of partly paid-up equity shares held (V)	Nos. of shares underlying Depository Receipt (VI)	Total nos. shares held (VII) = (IV)+(V)+(VI)	Shareholding % calculated as per SCRR, 1957 As a % of (A+B+C2) (VIII)	Number of Voting Rights held in each class of securities (IX)			No. of Shares Underlying Outstanding convertible securities (Including Warrants) (X)	Shareholding as a % assuming full conversion of convertible securities (as a percentage of diluted share capital) (XI)= (VII)+(X) as a % of (A+B+C)	Number of Locked in shares (XII)		Number of Shares pledged or otherwise encumbered		Number of equity shares held in dematerialized form (XIV)	
									No. of Voting Rights					Total as a % of Total Voting rights	No. (a)	As a % of total Shares held (b)	No. (a)		As a % of total Shares held (b)
									Class (Eq.)	Class y	Total								
(1)	Institutions :																		
	-----																		
(a)	Mutual Funds / UTI		0.00	0.00	0.00	0.00	0.00	0.00	0.00	0.00	0.00	0.00	0.00	0.00	0.00	0.00			0.00
(b)	Venture Capital Funds		0.00	0.00	0.00	0.00	0.00	0.00	0.00	0.00	0.00	0.00	0.00	0.00	0.00	0.00			0.00
(c)	Alternate Investment Fund		0.00	0.00	0.00	0.00	0.00	0.00	0.00	0.00	0.00	0.00	0.00	0.00	0.00	0.00			0.00
(d)	Foreign Venture Capital Investor		0.00	0.00	0.00	0.00	0.00	0.00	0.00	0.00	0.00	0.00	0.00	0.00	0.00	0.00			0.00
(e)	Foreign Portfolio Investor		0.00	0.00	0.00	0.00	0.00	0.00	0.00	0.00	0.00	0.00	0.00	0.00	0.00	0.00			0.00
(f)	Financial Institutions/Banks		0.00	0.00	0.00	0.00	0.00	0.00	0.00	0.00	0.00	0.00	0.00	0.00	0.00	0.00			0.00
(g)	Insurance Companies		0.00	0.00	0.00	0.00	0.00	0.00	0.00	0.00	0.00	0.00	0.00	0.00	0.00	0.00			0.00
(h)	Provident Funds/Pension Funds		0.00	0.00	0.00	0.00	0.00	0.00	0.00	0.00	0.00	0.00	0.00	0.00	0.00	0.00			0.00
(i)	Any Other (specify)																		
	Foreign Inst. Invst.(FILs)		0.00	0.00	0.00	0.00	0.00	0.00	0.00	0.00	0.00	0.00	0.00	0.00	0.00	0.00			0.00
	Sub Total (B)(1) :		0.00	0.00	0.00	0.00	0.00	0.00	0.00	0.00	0.00	0.00	0.00	0.00	0.00	0.00			0.00
(2)	Central Govt./State Govt./ President of India :																		
	-----		0.00	0.00	0.00	0.00	0.00	0.00	0.00	0.00	0.00	0.00	0.00	0.00	0.00	0.00			0.00
	Sub Total (B)(2) :		0.00	0.00	0.00	0.00	0.00	0.00	0.00	0.00	0.00	0.00	0.00	0.00	0.00	0.00			0.00
(3)	Non-institutions :																		
	-----																		
(a)	Individuals -																		
	i) Indv.shareholders holding nominal share capital upto Rs. 2 Lakh.																		
			516.00	213600.00	0.00	0.00	213600.00	0.43	213600.00	0.00	213600.00	0.43	0.00	0.43	0.00	0.00			85450.00
	TOTAL :===		516.00	213600.00	0.00	0.00	213600.00	0.43	213600.00	0.00	213600.00	0.43	0.00	0.43	0.00	0.00			85450.00
	ii) Indv.shareholders holding nominal share capital in excess of Rs. 2 Lakh.																		
1	AYODHYAPRASAD S. SHETH (HUF)	AADHA1694P		40000.00	0.00	0.00	40000.00	0.08	40000.00	0.00	40000.00	0.08	0.00	0.08	0.00	0.00			40000.00
2	MOHAN R	AALHM5037N		40000.00	0.00	0.00	40000.00	0.08	40000.00	0.00	40000.00	0.08	0.00	0.08	0.00	0.00			40000.00
3	MANISH GUPTA	ABLPG9138P		40000.00	0.00	0.00	40000.00	0.08	40000.00	0.00	40000.00	0.08	0.00	0.08	0.00	0.00			40000.00
4	ALKA ARORA	AGXPA8163H		40000.00	0.00	0.00	40000.00	0.08	40000.00	0.00	40000.00	0.08	0.00	0.08	0.00	0.00			40000.00
5	DIVYA ARORA	AI EPA0165A		40000.00	0.00	0.00	40000.00	0.08	40000.00	0.00	40000.00	0.08	0.00	0.08	0.00	0.00			40000.00
6	SUBRATA HAZRA	AIVPH0249K		47550.00	0.00	0.00	47550.00	0.09	47550.00	0.00	47550.00	0.09	0.00	0.09	0.00	0.00			47550.00
7	RITESH RAMESH GUPTA	APYPG5645L		60000.00	0.00	0.00	60000.00	0.12	60000.00	0.00	60000.00	0.12	0.00	0.12	0.00	0.00			60000.00
8	NARESH BAGRI	ARGPB8801P		60000.00	0.00	0.00	60000.00	0.12	60000.00	0.00	60000.00	0.12	0.00	0.12	0.00	0.00			60000.00
9	MEERA NARESH BAGRI	ARYPB2407R		60000.00	0.00	0.00	60000.00	0.12	60000.00	0.00	60000.00	0.12	0.00	0.12	0.00	0.00			60000.00
10	RAMESHCHANDRA ZAVERCHAND SHAH	AAJPS6964L		120000.00	0.00	0.00	120000.00	0.24	120000.00	0.00	120000.00	0.24	0.00	0.24	0.00	0.00			120000.00
11	SHEETAL HITENDRA SHAH	AMZPS4807J		120000.00	0.00	0.00	120000.00	0.24	120000.00	0.00	120000.00	0.24	0.00	0.24	0.00	0.00			120000.00
12	GAURAV HITENDRA SHAH	AQRPS0266M		160000.00	0.00	0.00	160000.00	0.32	160000.00	0.00	160000.00	0.32	0.00	0.32	0.00	0.00			160000.00
13	DHRUV ARORA	AIVPA5525D		180000.00	0.00	0.00	180000.00	0.36	180000.00	0.00	180000.00	0.36	0.00	0.36	0.00	0.00			180000.00
14	KAPIL AGARWAL	AERPA5486M		200000.00	0.00	0.00	200000.00	0.40	200000.00	0.00	200000.00	0.40	0.00	0.40	0.00	0.00			200000.00
15	ANKIT AGARWAL	AGWPA7725N		200000.00	0.00	0.00	200000.00	0.40	200000.00	0.00	200000.00	0.40	0.00	0.40	0.00	0.00			200000.00
16	MANOJ ARORA	ADQPA1319K		320000.00	0.00	0.00	320000.00	0.64	320000.00	0.00	320000.00	0.64	0.00	0.64	0.00	0.00			320000.00
	TOTAL :===		16.00	1727550.00	0.00	0.00	1727550.00	3.44	1727550.00	0.00	1727550.00	3.44	0.00	3.44	0.00	0.00			1727550.00
(b)	NBFCs registered with RBI		0.00	0.00	0.00	0.00	0.00	0.00	0.00	0.00	0.00	0.00	0.00	0.00	0.00	0.00			0.00
(c)	Employee Trusts		0.00	0.00	0.00	0.00	0.00	0.00	0.00	0.00	0.00	0.00	0.00	0.00	0.00	0.00			0.00
(d)	Overseas Depositories (holding DRs) (balancing figure)		0.00	0.00	0.00	0.00	0.00	0.00	0.00	0.00	0.00	0.00	0.00	0.00	0.00	0.00			0.00
(e)	Any Other (specify) :																		
	Bodies Corporate																		
	i) Holding 1% and above :																		
1	MANGALAM VINIYOG PVT LTD	AADCM5074C		900000.00	0.00	0.00	900000.00	1.79	900000.00	0.00	900000.00	1.79	0.00	1.79	0.00	0.00			900000.00
2	NATRAJ FINANCIAL MANAGEMENT PR	AACCN7949J		925000.00	0.00	0.00	925000.00	1.84	925000.00	0.00	925000.00	1.84	0.00	1.84	0.00	0.00			925000.00

3	KAKSH IMPEX PRIVATE LIMITED	AADCK4856E		1500000.00	0.00	0.00	1500000.00	2.99	1500000.00	0.00	1500000.00	2.99	0.00	2.99	0.00	0.00		1500000.00
4	GEMINI TRADECOMM PRIVATE LIMITE	AADCG1877F		2100000.00	0.00	0.00	2100000.00	4.18	2100000.00	0.00	2100000.00	4.18	0.00	4.18	0.00	0.00		2100000.00
5	ALIMAS REALTORS PRIVATE LIMITED	AALCA4210A		2100000.00	0.00	0.00	2100000.00	4.18	2100000.00	0.00	2100000.00	4.18	0.00	4.18	0.00	0.00		2100000.00
6	SHIVMANGAL STOCK MANAGEMENT P	AAMCS0255J		2100000.00	0.00	0.00	2100000.00	4.18	2100000.00	0.00	2100000.00	4.18	0.00	4.18	0.00	0.00		2100000.00
7	SARASWATI BUILDHOME PRIVATE LIM	AAOCS4115M		2100000.00	0.00	0.00	2100000.00	4.18	2100000.00	0.00	2100000.00	4.18	0.00	4.18	0.00	0.00		2100000.00
8	PINKRISE COMMERCIAL PRIVATE LIMI	AAGCP1418E		2540000.00	0.00	0.00	2540000.00	5.06	2540000.00	0.00	2540000.00	5.06	0.00	5.06	0.00	0.00		2540000.00
9	UJJWAL FINANCIAL MANAGEMENT PR	AAACU9680P		2550000.00	0.00	0.00	2550000.00	5.08	2550000.00	0.00	2550000.00	5.08	0.00	5.08	0.00	0.00		2550000.00
10	WELLPLAN FINANCIAL MANAGEMENT	AAACW7964Q		2550000.00	0.00	0.00	2550000.00	5.08	2550000.00	0.00	2550000.00	5.08	0.00	5.08	0.00	0.00		2550000.00
11	LOKENATH FINANCIAL MANAGEMENT	AABCL5591P		2550000.00	0.00	0.00	2550000.00	5.08	2550000.00	0.00	2550000.00	5.08	0.00	5.08	0.00	0.00		2550000.00
12	KRUSHANA INFRA PROPERTY PRIVAT	AAECK1734G		2550000.00	0.00	0.00	2550000.00	5.08	2550000.00	0.00	2550000.00	5.08	0.00	5.08	0.00	0.00		2550000.00
13	KUBER DEALCOM PRIVATE LIMITED	AAECK5111B		2550000.00	0.00	0.00	2550000.00	5.08	2550000.00	0.00	2550000.00	5.08	0.00	5.08	0.00	0.00		2550000.00
14	PANCHMUKHI VINCOM PRIVATE LIMI	AAECP7116K		2550000.00	0.00	0.00	2550000.00	5.08	2550000.00	0.00	2550000.00	5.08	0.00	5.08	0.00	0.00		2550000.00
15	SUBHLABH MERCHANDISE PRIVATE L	AAMCS6477Q		2550000.00	0.00	0.00	2550000.00	5.08	2550000.00	0.00	2550000.00	5.08	0.00	5.08	0.00	0.00		2550000.00
16	LIBERAL AGENCIES PRIVATE LIMITED	AABCL5590N		2565000.00	0.00	0.00	2565000.00	5.11	2565000.00	0.00	2565000.00	5.11	0.00	5.11	0.00	0.00		2565000.00
17	MUKESH COMMERCIAL PRIVATE LIMI	AABCM7474L		3000000.00	0.00	0.00	3000000.00	5.97	3000000.00	0.00	3000000.00	5.97	0.00	5.97	0.00	0.00		3000000.00
18	VAIBHAVLAXMI VANIJIYA PRIVATE LIMI	AACCV7461K		3000000.00	0.00	0.00	3000000.00	5.97	3000000.00	0.00	3000000.00	5.97	0.00	5.97	0.00	0.00		3000000.00
	TOTAL :===		18.00	40680000.00	0.00	0.00	40680000.00	80.97	40680000.00	0.00	40680000.00	80.97	0.00	80.97	0.00	0.00		40680000.00
	ii) Holding Less than 1% :		8.00	618850.00	0.00	0.00	618850.00	1.23	618850.00	0.00	618850.00	1.23	0.00	1.23	0.00	0.00		560000.00
	TOTAL :===		8.00	618850.00	0.00	0.00	618850.00	1.23	618850.00	0.00	618850.00	1.23	0.00	1.23	0.00	0.00		560000.00
	Non Resident Indian		0.00	0.00	0.00	0.00	0.00	0.00	0.00	0.00	0.00	0.00	0.00	0.00	0.00	0.00		0.00
	Foreign National		0.00	0.00	0.00	0.00	0.00	0.00	0.00	0.00	0.00	0.00	0.00	0.00	0.00	0.00		0.00
	Overseas Corporate Bodies		0.00	0.00	0.00	0.00	0.00	0.00	0.00	0.00	0.00	0.00	0.00	0.00	0.00	0.00		0.00
	Foreign Bank		0.00	0.00	0.00	0.00	0.00	0.00	0.00	0.00	0.00	0.00	0.00	0.00	0.00	0.00		0.00
	Trust		0.00	0.00	0.00	0.00	0.00	0.00	0.00	0.00	0.00	0.00	0.00	0.00	0.00	0.00		0.00
	Foreign Company		0.00	0.00	0.00	0.00	0.00	0.00	0.00	0.00	0.00	0.00	0.00	0.00	0.00	0.00		0.00
	Others		0.00	0.00	0.00	0.00	0.00	0.00	0.00	0.00	0.00	0.00	0.00	0.00	0.00	0.00		0.00
	Sub Total (B)(3) :		558.00	43240000.00	0.00	0.00	43240000.00	86.07	43240000.00	0.00	43240000.00	86.07	0.00	86.07	0.00	0.00		43053000.00
	Total Public shareholding : (B) = (B)(1)+(B)(2)+(B)(3)		558.00	43240000.00	0.00	0.00	43240000.00	86.07	43240000.00	0.00	43240000.00	86.07	0.00	86.07	0.00	0.00		43053000.00
	IEPF Authority		0.00	0.00	0.00	0.00	0.00	0.00	0.00	0.00	0.00	0.00	0.00	0.00	0.00	0.00		0.00
	TOTAL -->		559.00	50240000.00	0.00	0.00	50240000.00	100.00	50240000.00	0.00	50240000.00	100.00	0.00	100.00	0.00	0.00	0.00	50053000.00

Table IV - Statement showing shareholding pattern of the Non Promoter - Non Public shareholder

Category & Name of shareholders (I)	PAN (II)	Nos. of shareholders (III)	No. of fully paid-up equity shares held (IV)	No. of partly paid-up equity shares held (V)	Nos. of shares underlying Depository Receipt (VI)	Total nos. shares held (VII) = (IV)+(V)+(VI)	Shareholding % calculated as per SCRR, 1957 As a % of (A+B+C2) (VIII)	Number of Voting Rights held in each class of securities (IX)			No. of Shares Underlying Outstanding convertible securities (including Warrants) (X)	Shareholding as a % assuming full conversion of convertible securities (as a percentage of diluted share capital) (XI) = (X) / (A+B+C)	Number of Locked in shares (XII)		Number of Shares pledged or otherwise encumbered (XIII)	Number of equity shares held in dematerialized form (XIV)	
								No. of Voting Rights					As a % of total Shares held (b)	No. (a)			As a % of total Shares held (b)
								Class (Eq.)	Class y	Total							
(1) Custodian, DR Holder																	
(2) Employee Benefit Trust (under SEBI (share based Employee Benefit) Regulations, 2014)																	
<b>Total Non-Promoter - Non-Public Shareholding (C)=(I)+(C)+(2)</b>																	

